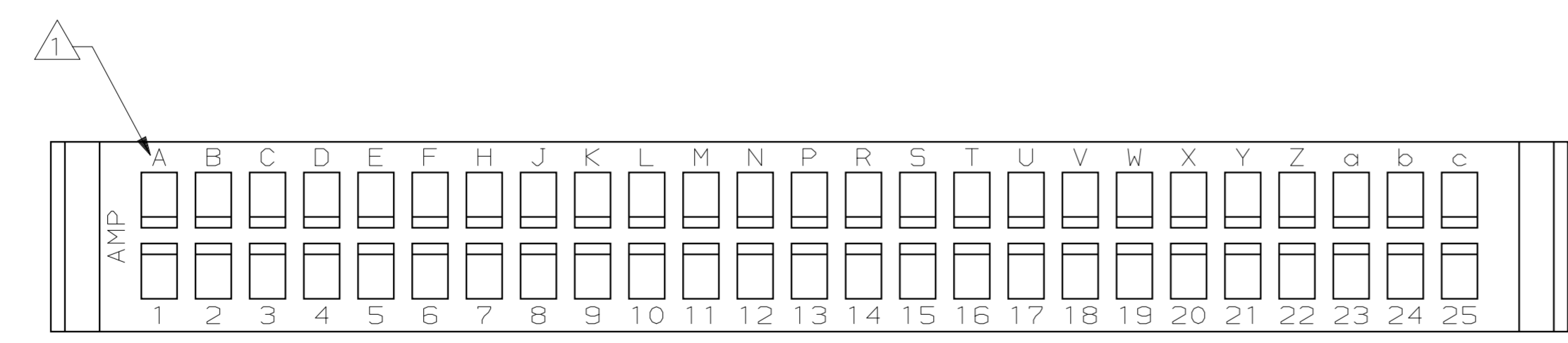
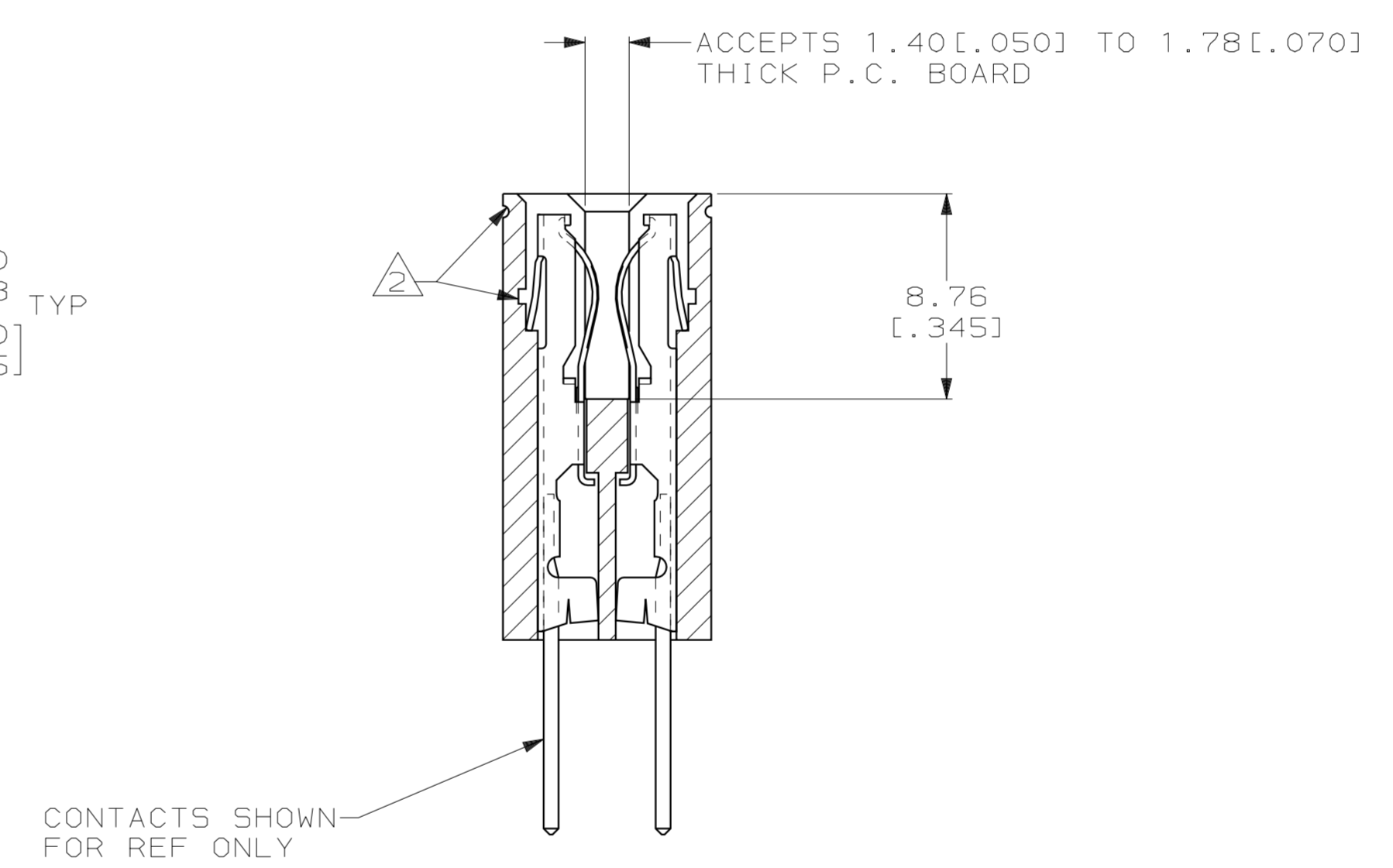
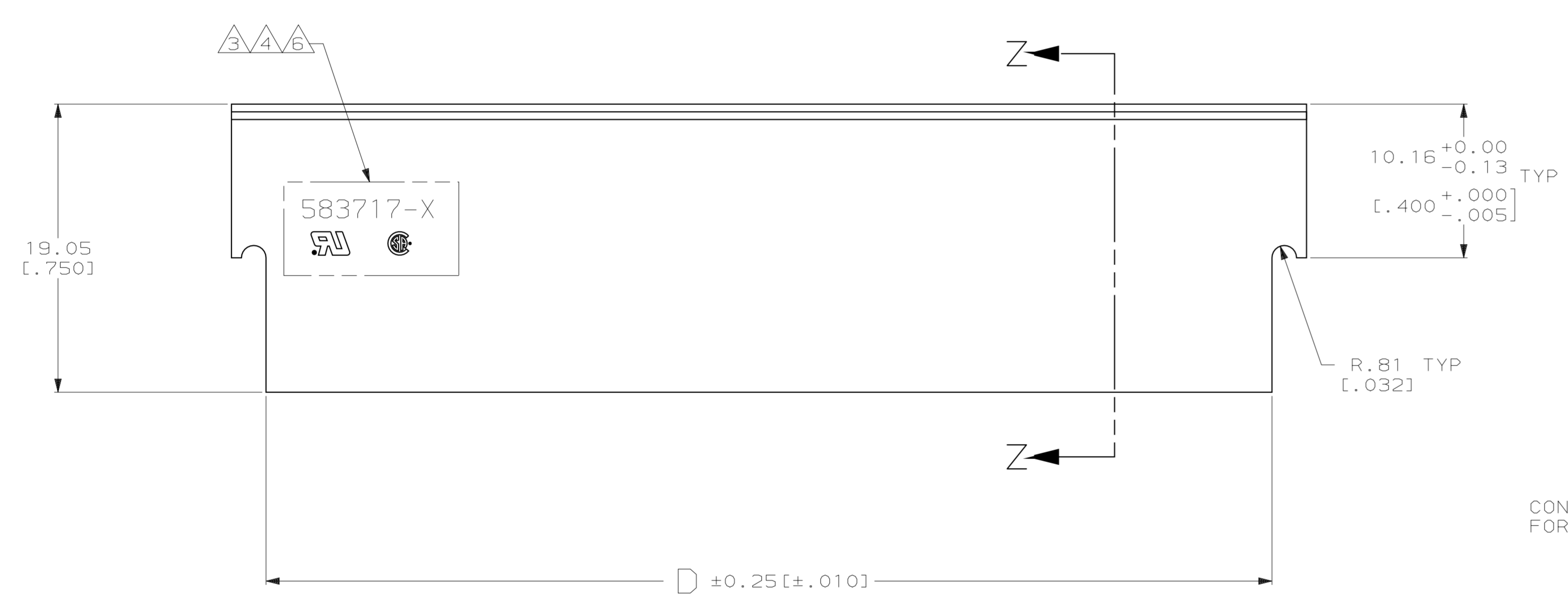
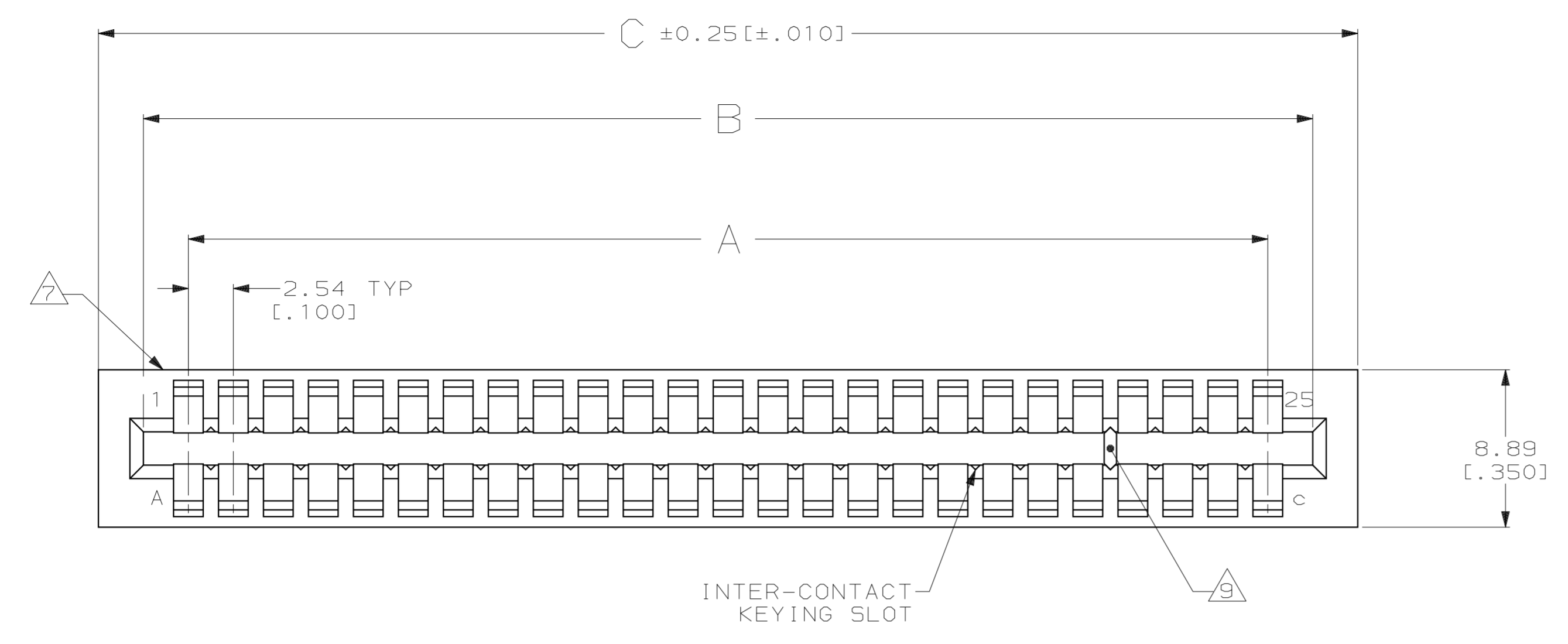


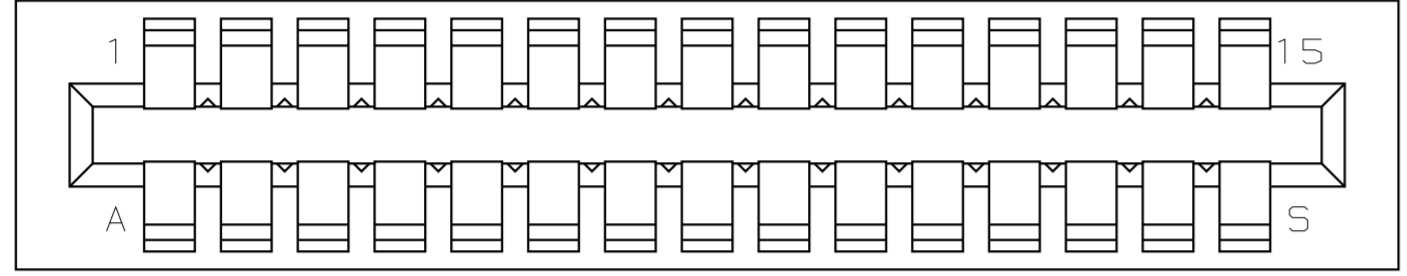
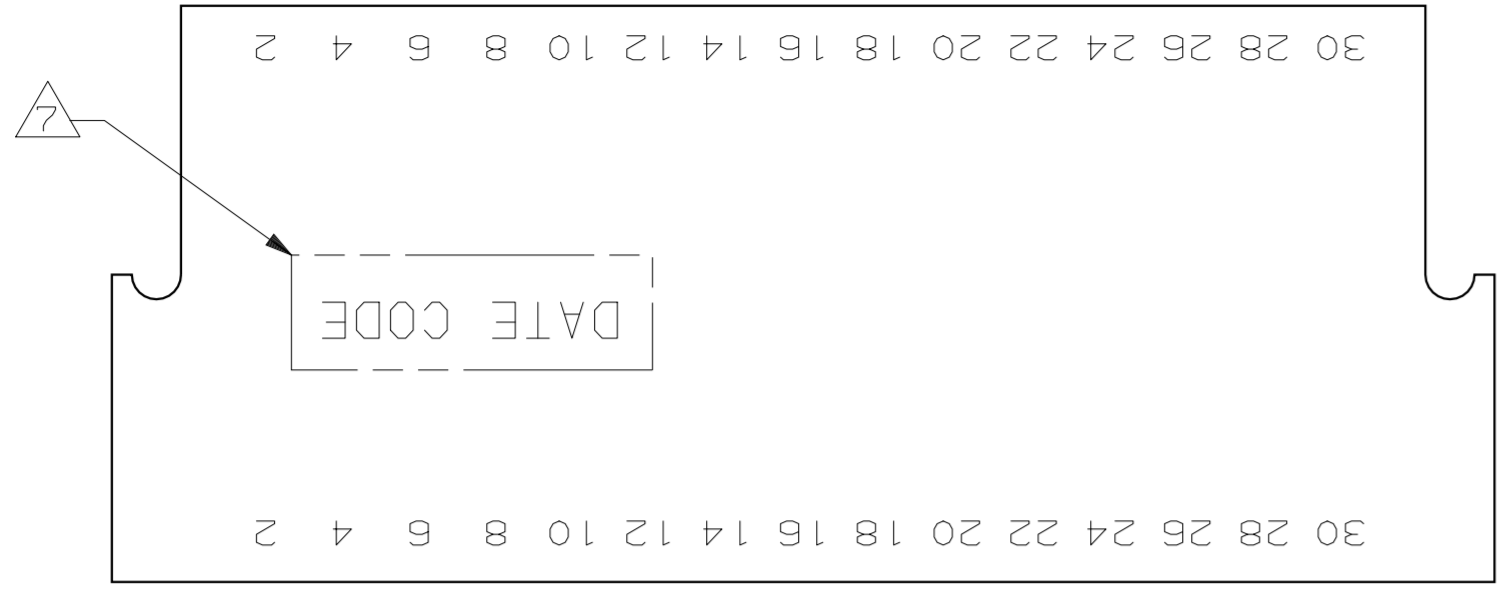
REVISIONS								
LOC	DIST	P	F	ZONE	LTR	DESCRIPTION	DATE	APPD
AD	00					AA 0G3C-0167-05	28NOV05	MM



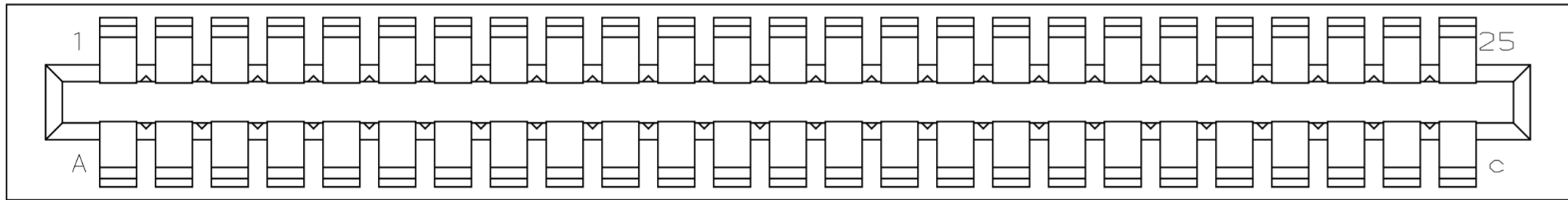

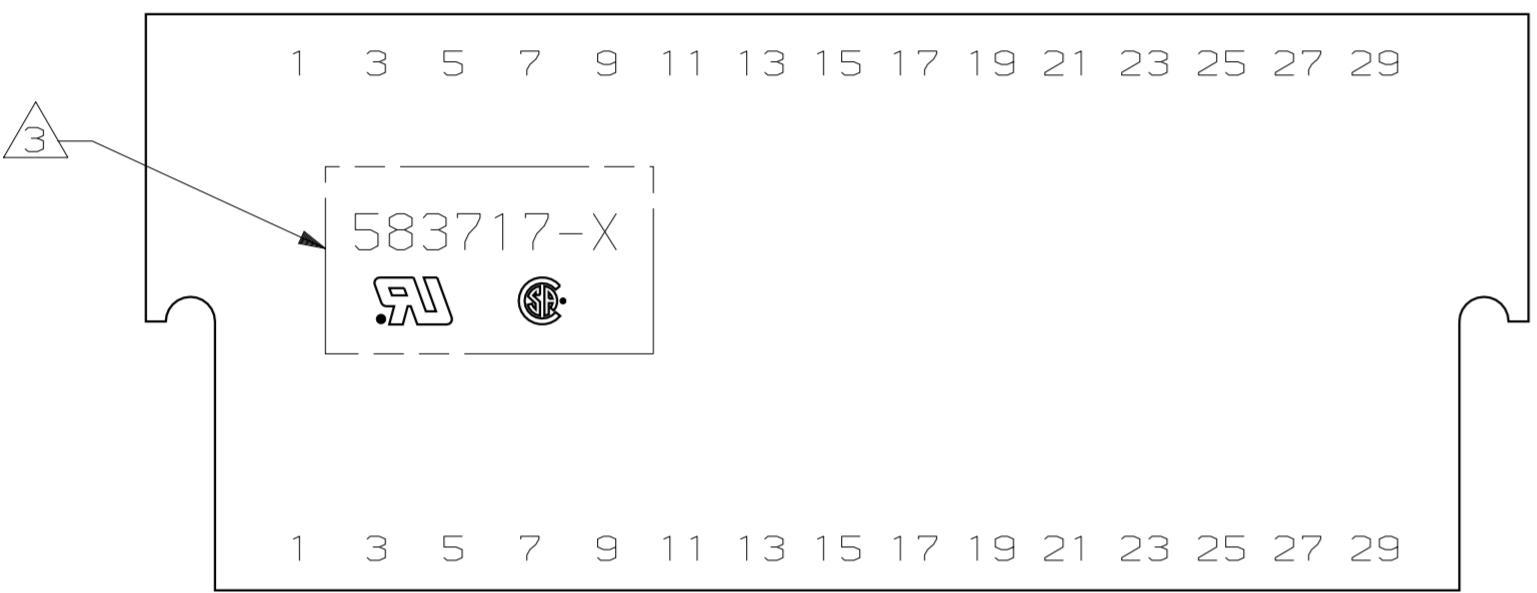
THIS DRAWING IS A CONTROLLED DOCUMENT FOR AMP INCORPORATED. IT IS SUBJECT TO CHANGE AND THE CONTROLLING ENGINEERING ORGANIZATION SHOULD BE CONTACTED FOR THE LATEST REVISION.

DO NOT SCALE PRINT. UNLESS SPECIFIED DIMENSIONS IN mm [INCHES] TOLERANCES - ON : 2 PLC DEC ± - 3 PLC DEC ± 0.13 (.005) ANGLES ± -		DR 12-10-92 J GALLUCCI BG		PART NO	
MATERIAL GLASS FILLED POLYESTER COLOR: BLACK		CHK 2/18/94 H ROSE		NAME AMP AMP Incorporated Harrisburg, PA 17105-3608	
FINISH -		APPD 2/18/94 M THUMMA		HOUSING, CRIMP SNAP TWIN LEAF, .100 CL WITHOUT MOUNTING EARS	
APPLICATION SPEC -		PRODUCT SPEC -		SIZE D	
WEIGHT -		SCALE 4:1		DRAWING NO C=583717	
				SHEET 1 OF 2	

LOC		DIST		P		ZONE		LTR		REVISIONS			
AD	00									DESCRIPTION	DATE	APPO	
										AA	SEE SHEET 1	-	-



3-583717-4



3-583717-5



- ① FIRST 22 POSITIONS MARKED WITH UPPER CASE LETTERS, FOLLOWED BY LOWER CASE LETTERS, FOLLOWED BY UPPERCASE AA, AB, AC ETC. CHARACTERS G, I, O AND Q ARE OMITTED. SEE TABLE FOR END CAVITY IDENTIFICATION.
- ② OPTIONAL PULL GROOVES. THE PULL GROOVE LENGTH, SIZE AND LOCATION ARE AT THE DISCRETION OF THE MOLD VENDOR.
- ③ HOUSING PART NUMBER, UL & CSA LOGO'S TO BE MOLDED IN THIS AREA. UL, LOGO PER 1-18838-3, CSA LOGO PER 1-18839-3.
- ④ HOT STAMP CUSTOMER PART NUMBER 2571 0880 FOR 2-583717-9 ONLY.
- ⑥ HOT STAMP CUSTOMER PART NUMBER 655862-2 IN THIS AREA.
- ⑦ DATE CODE TO BE MOLDED IN THIS AREA
- ⑧ MOLDED KEYING PLUG LOCATED BETWEEN CIRCUITS 25 AND 26 FOR PART NUMBER 4-583717-6 ONLY.
- ⑨ PRELIMINARY - NOT RELEASED FOR PRODUCTION.

⑨	3 & C	10.67 [.420]	15.24 [.600]	10.16 [.400]	5.08 [.200]	3	4-583717-8
⑨	23 & A	61.47 [2.420]	66.04 [2.600]	60.96 [2.400]	55.88 [2.200]	23	4-583717-7
⑧⑨	30 & J	79.25 [3.120]	83.82 [3.300]	78.74 [3.100]	73.66 [2.900]	30	4-583717-6
⑨	27 & E	71.63 [2.820]	76.20 [3.000]	71.12 [2.800]	66.04 [2.600]	27	4-583717-5
	8 & J	23.37 [.920]	27.94 [1.100]	22.86 [.900]	17.78 [.700]	8	3-583717-9
	13 & P	36.07 [1.420]	40.64 [1.600]	35.56 [1.400]	30.48 [1.200]	13	3-583717-8
OBSOLETE	⑤ 25 & c	66.55 [2.620]	71.12 [2.800]	66.04 [2.600]	60.96 [2.400]	25	3-583717-5
OBSOLETE	⑤ 15 & S	41.15 [1.620]	45.72 [1.800]	40.64 [1.600]	35.56 [1.400]	15	3-583717-4
	13 & P	36.07 [1.420]	40.64 [1.600]	35.56 [1.400]	30.48 [1.200]	13	3-583717-3
	20 & X	53.85 [2.120]	58.42 [2.300]	53.34 [2.100]	48.26 [1.900]	20	3-583717-1
OBSOLETE	④ 15 & S	41.15 [1.620]	45.72 [1.800]	40.64 [1.600]	35.56 [1.400]	15	2-583717-9
	14 & R	38.61 [1.520]	43.18 [1.700]	38.10 [1.500]	33.02 [1.300]	14	2-583717-7
OBSOLETE	28 & f	74.17 [2.920]	78.74 [3.100]	73.66 [2.900]	68.58 [2.700]	28	2-583717-5
	7 & H	20.83 [.820]	25.40 [1.000]	20.32 [.800]	15.24 [.600]	7	2-583717-3
	6 & F	18.29 [.720]	22.86 [.900]	17.78 [.700]	12.70 [.500]	6	2-583717-1
	50 & AF	130.05 [5.120]	134.62 [5.300]	129.54 [5.100]	124.46 [4.900]	50	1-583717-9
OBSOLETE	40 & v	104.65 [4.120]	109.22 [4.300]	104.14 [4.100]	99.06 [3.900]	40	1-583717-5
	30 & j	79.25 [3.120]	83.82 [3.300]	78.74 [3.100]	73.66 [2.900]	30	1-583717-3
	25 & c	66.55 [2.620]	71.12 [2.800]	66.04 [2.600]	60.96 [2.400]	25	1-583717-1
	22 & Z	58.93 [2.320]	63.50 [2.500]	58.42 [2.300]	53.34 [2.100]	22	583717-9
	18 & V	48.77 [1.920]	53.34 [2.100]	48.26 [1.900]	43.18 [1.700]	18	583717-7
	17 & U	46.23 [1.820]	50.80 [2.000]	45.72 [1.800]	40.64 [1.600]	17	583717-5
	15 & S	41.15 [1.620]	45.72 [1.800]	40.64 [1.600]	35.56 [1.400]	15	583717-3
	10 & L	28.45 [1.120]	33.02 [1.300]	27.94 [1.100]	22.86 [.900]	10	583717-1
	END CAVITY IDENT	D	C	B	A	POSN	PART NUMBER

DO NOT SCALE PRINT. UNLESS SPECIFIED DIMENSIONS IN mm [INCHES]		DR 12-10-92 J GALLUCCI BG		AMP AMP Incorporated Harrisburg, PA 17105-3608	
TOLERANCES ON:	2 PLC DEC ±	CHK 2/18/94 H ROSE	APPD 2/18/94 H ROSE	NAME	
3 PLC DEC ±	ANGLES ±	APPD 2/18/94 H ROSE	APPD 2/18/94 M THUMMA	HOUSING, CRIMP SNAP TWIN LEAF, .100 CL WITHOUT MOUNTING EARS	
MATERIAL		PRODUCT SPEC		SIZE	CAGE CODE
				D	00779
FINISH		APPLICATION SPEC		DRAWING NO	
				C=583717	
WEIGHT				SCALE	4:1
				SHEET	2 OF 2

THIS DRAWING IS A CONTROLLED DOCUMENT FOR AMP INCORPORATED. IT IS SUBJECT TO CHANGE AND THE CONTROLLING ENGINEERING ORGANIZATION SHOULD BE CONTACTED FOR THE LATEST REVISION.